

HX SERIES

SWINGAWAY AUGERS





Unmatched Performance

AGI Hutchinson Mayrath is committed to providing farmers with industry leading products. The HX Series features over 75 farm-proven performance enhancements designed to make your job easier. The HX swingaway augers feature a heavy-duty steel frame, commercial strength trussing and low-profile hopper. AGI Hutchinson Mayrath swingaway augers offer you unmatched performance and unparalleled ease of use.



HX10

53'- 83' Length | Capacity up to 6,600 BPH

HX13

64'- 114' Length | Capacity up to 11,500 BPH

HX16

85'- 125' Length | Capacity up to 23,000 BPH

AR SINGLE FLIGHT AT
TRANSITION &
INCLINE FLIGHT

HX13

AR DOUBLE FLIGHT
AT INLET HOPPER

AR SINGLE FLIGHT IN
LOW PROFILE HOPPER

FEATURES

Extended Wear

The HX Series features an Extended Wear package that offers Abrasion Resistant (AR) flighting on areas including the hopper flight, transitional flight, incline tube flight, and lower tube flight.

Enhanced Operation

To ensure proper flight alignment for smooth operation, the HX Series use square, one-bolt flight connections. The upper flight thrust adjuster balances the pressure between the upper and lower bearings during operation - extending the lifespan of the lower boot bearing. The CV PTO reduces vibration and enhances power transfer to the auger, improving the lifespan of the auger without sacrificing capacity. The large boot and tapered boot flight maximize auger capacity at all angles by efficiently channeling grain from the hopper into the auger.

Reduced Maintenance

The HX Series are easy to service and maintain with six accessible service points to the u-joints, chains, bearings, and gearboxes along with external grease zerks on the u-joint end caps. You can count on quick and easy maintenance with tool-free inspection areas in the hopper chain cover, neck transition, boot clean-out and swing head.

Corrosion Resistant Galvanization

AGI Hutchinson Mayrath uses a specialized corrosion resistant galvanization on the tube housings, for lasting protection and clean finish. All other parts have a premium powder coat paint for long lasting protection. We offer you the option of the galvanized or a powder coat paint finish for your tube.

Trussing & Frame

The HX Series feature either an A-frame or a scissor lift frame with cross members to maximize reach and reduce swaying while the auger is in use. AGI Hutchinson Mayrath uses commercial strength cable or steel trussing, depending on the model, allowing the auger to be easily aligned and placed into position without swaying or bowing during use.

Hopper & Hopper Lift Arm

The hopper lift arm and hopper can be positioned on the left or right hand side of the auger to easily unload grain from either side. The hopper features dual flighting that allows the grain to be directed to the center of the hopper, optimizing grain flow to the tapered boot – maximizing capacity and minimizing unload time. The 6" rubber extensions along the edge of the hopper prevents grain from splashing.



OPTIONAL FEATURES

Power Swing – Hydraulic or Electric Remote

- Two-wheel drive design and large lug tires for maximum traction and balance
- Mounts easily to low profile hopper
- Minimal height adjustment needed when using different heights
- Redesigned scissor lift to adjust wheel traction

Hydraulic Power Swing

- Hydraulic drive moves the swing hopper
- Convenient tube mounted control valve
- Complete with hydraulic hoses

Remote 12v Electric Power Swing

- Heavy-duty 12V motor
- Position the hopper from the cab of your truck
- Large “easy grip” remote
- Secondary control on the tube if remote is not available

Working Light Kits

LED working lights provide enhanced lighting conditions at the hopper, axle, and tube discharge to the bin during operation in low-light conditions.

Right-Angle Drive

The right-angle drive positions the auger at a 90-degree angle from the truck while working in small spaces.

Reducer-Reverser

The reducer feature lowers the speed of tractors with 1,000 RMP to 540 RPM, which is required for auger operations.

The reversing feature allows the flight direction to reverse for a quick and easy clean-out and saves time when moving from one commodity to the next. The reverser kit is also available on its own without the speed reducer.



EASY GRIP REMOTE



POWER SWING



WORKING LIGHTS



REDUCER-REVERSER

X-Tend

Retracting Swing Auger

AGI Hutchinson Mayrath's retracting swing auger offers the convenience of being able to extend, swing side-to-side and retract, without having to move or reposition the truck. The X-Tend was designed to work with the HX 13 and 16. It's fast and convenient!

FEATURES

- Low profile hopper positions under grain trailers with ease
- Hydraulic power swing with large lug tires, allow for precise positioning and maximum traction
- Dual flighting channels grain flow into the swing tube matching the capacity of your HX 13 or 16 auger



X-TEND

	13	16
STROKE	9'	9'
WORKING RETRACTION	20"	24"
MAIN FLIGHT THICKNESS	0.25"	0.25"
CORE DIAMETER	2.375" OD	2.375" OD
TRANSITION FLIGHT THICKNESS	0.25"	0.25"
TUBE LENGTH	17'	17'
HYDRAULIC CONTROLS	3-way, mounted on swing tube	3-way, mounted on swing tube
POWER EXTEND	Yes	Yes
MECHANICAL DRIVE	Yes	Yes



Once a grain trailer is in position, the swing tube is extended. The power swing moves the low profile hopper side-to-side, reaching the truck hoppers with ease. The X-Tend then retracts to allow grain trailers to drive away.



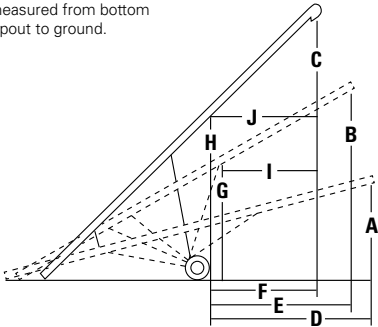
HX10

	10-53	10-63	10-73	10-83
TUBING GAUGE	14 GA	12 GA		
TUBE CONNECTORS	Heavy Duty 3/16" Angle Flange			
MAIN FLIGHTING	9" OD x 7 GA Stretched + Welded (Extended Wear at Critical Transfer Points)			
FLIGHTING SHAFT	High Strength 2" OD x 11 GA Tubing			
UPPER BEARING	1 1/4" Pillow Block Greaseable Ball Bearing			
LOWER BEARING	1 1/2" Pillow Block Greaseable Ball Bearing			
TUBE TRUSSING	5/16" Aircraft Type Galvanized Steel Cable	3/8" Aircraft Type Galvanized Steel Cable		
HYDRAULIC LIFT	4" Single Acting Cylinder			
UNDERCARRIAGE	3" (76cm) x 11 GA A-frame	4" x 8" Scissor Lift		
AXLE	2 1/2" x 2 1/2" x 1/8" Wall Square Tubing	3" x 6" Tubing		
HUB	4-Bolt Agricultural Type	4-Bolt Agricultural Type		
TIRES	15" TRF	16" TRF		
PTO SHAFT	14E Constant Velocity with 5/16" (8mm) Shear Bolt	14E Constant Velocity with One Shear Bolt	35E Constant Velocity with One Shear Bolt	
PARKING JACK	2000 LB side wind			
SPROCKET + CHAIN	#60			
LOW PROFILE HOPPER HEIGHT	10.5"			
PSI REQUIRED TO RAISE AUGER	1000 PSI	1200 PSI	1400 PSI	1600 PSI
HP REQUIRED (WITH DRY WHEAT)	50 HP	60 HP	65 HP	75 HP
WHEEL TREAD	106"	132"	132"	132" - 180"
TRANSPORT HEIGHT	12' 6"	13' 8"	13' 4"	13' 4"

HEIGHT | REACH | WHEEL | SPECIFICATIONS

	A	B	C	D	E	F	G	H	I	J
	HEIGHT LOWERED	HEIGHT HALFWAY	HEIGHT RAISED	REACH LOWERED	REACH HALFWAY	REACH RAISED	HEIGHT AT LIFTARMS	HEIGHT AT WHEELS	REACH TO LIFTARMS	REACH TO WHEELS
10-53	10' 11"	23' 10"	35' 7"	25' 9"	24' 2"	21' 4"	14' 10"	16' 11"	20' 3"	21' 4"

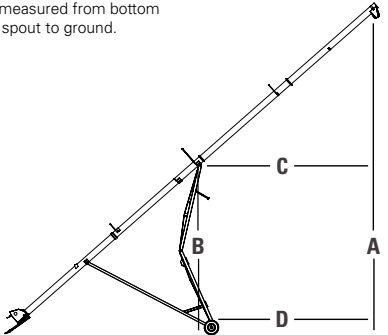
Heights measured from bottom
of auger spout to ground.



HEIGHT | REACH | WHEEL | SPECIFICATIONS

	A			B			C			D		
	HEIGHT LOWERED	HEIGHT HALFWAY	HEIGHT RAISED	HEIGHT LOWERED	HEIGHT HALFWAY	HEIGHT RAISED	REACH LOWERED	REACH HALFWAY	REACH RAISED	REACH LOWERED	REACH HALFWAY	REACH RAISED
10-63	12'	28' 2"	43' 7"	6' 9"	14' 8"	22' 5"	32'	29' 4"	24' 2"	31' 4"	28' 10"	23' 4"
10-73	11' 2"	30'	47' 10"	6' 9"	16' 4"	25' 4"	36'	33' 4"	28'	35' 3"	32' 11"	27' 9"
10-83	11' 8"	34' 2"	55' 3"	6' 9"	18' 1"	28' 6"	41' 9"	38' 7"	32' 1"	40' 11"	37' 5"	29' 10"

Heights measured from bottom
of auger spout to ground.



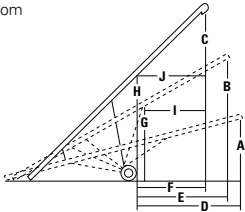
HX13

	13-64	13-74	13-84	13-94	13-114
TUBING GAUGE	12 GA				
TUBE CONNECTORS	Heavy Duty ¼" Angle Flange				
MAIN FLIGHTING	11 ¾" OD x ¼" Stretched + Welded (Extended Wear at Critical Transfer Points)				
UPPER BEARING	1 ¾" Pillow Block Greaseable Ball Bearing				
LOWER BEARING	2" Pillow Block Greaseable Ball Bearing				
TUBE TRUSSING	¾" Aircraft Type Galvanized Steel Cable		2 ½" Steel Tube		
HYDRAULIC LIFT	Two 4" Single Acting Cylinders with 5/16" Aircraft Cable	Two 4" Single Acting Cylinders		Two 4 ½" Single Acting Cylinders	Two 4 ½" Cylinders with 3/8" Aircraft Cable
UNDERCARRIAGE	4" x 11 GA A-Frame	4" x 10" Scissor-Lift			4" (10.2cm) x 8" (20.3cm) A-Frame with HSS Tubing
AXLE	4" x 4" Square Tubing				
HUB	6 Bolt Agricultural Type				
TIRES	16" TRF				
PTO SHAFT	35E Constant Velocity with 3/8" Shear Bolt		55E Constant Velocity with 2-Bolt Shear		
PARKING JACK	5000 LB Side Wind				
SPROCKET + CHAIN	Hardened Tooth Sprocket with HD #80 Chain				
LOW PROFILE HOPPER HEIGHT	60" Length x 40" Width x 10 ½" Height	60" Length x 48" Width x 10 ½" Height with Flat Free Tires			
PSI REQUIRED TO RAISE AUGER	1600 PSI	1500 PSI	1950 PSI	2050 PSI	2100 PSI
HP REQUIRED (WITH DRY WHEAT)	100 HP	125 HP	135 - 155 HP	145 - 165 HP	165-185 HP
WHEEL TREAD	124"	148" (4511cm) - 182" (5547.4cm)			
TRANSPORT HEIGHT	13' 2"	11' 7"	12'	12'	14' 5"

HEIGHT | REACH | WHEEL | SPECIFICATIONS

	A HEIGHT LOWERED	B HEIGHT HALFWAY	C HEIGHT RAISED	D REACH LOWERED	E REACH HALFWAY	F REACH RAISED	G HEIGHT AT LIFTARMS	H HEIGHT AT WHEELS	I REACH TO LIFTARMS	J REACH TO WHEELS
13-64	10' 8" (3.3m)	25' 3" (7.7m)	39' 1" (11.9m)	29' 6" (9m)	27' 11" (8.5m)	26' 11" (8.2m)	16' (4.9m)	21' 4" (6.5m)	24' 2" (7.4m)	25' 8" (7.8m)
13-114	12' 2" (3.7m)	40' 5" (12.3m)	67' 9" (20.7m)	55' (16.8m)	52' 4" (16m)	45' (13.7m)	27' 9" (8.5m)	36' 2" (11m)	35' 4" (10.8m)	45' 3" (13.8m)

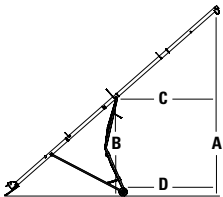
Heights measured from bottom of auger spout to ground.



HEIGHT | REACH | WHEEL | SPECIFICATIONS

	A HEIGHT LOWERED HEIGHT HALFWAY HEIGHT RAISED			B HEIGHT LOWERED HEIGHT HALFWAY HEIGHT RAISED			C REACH LOWERED REACH HALFWAY REACH RAISED			D REACH LOWERED REACH HALFWAY REACH RAISED		
13-74	9' 2"	25' 8"	48' 8"	4' 6"	12' 7"	24' 4"	38' 7"	36' 9"	29' 7"	38' 7"	36' 7"	28' 1"
13-84	9' 5"	30'	55'	4' 6"	15' 9"	27' 5"	43' 9"	41' 3"	34' 8"	43' 9"	41'	34'
13-94	9' 2"	34' 4"	60' 1"	4' 6"	17' 1"	30'	49'	46' 6"	38' 5"	49'	46' 3"	37' 7"

Heights measured from bottom of auger spout to ground.



13 – 74, 84, 94

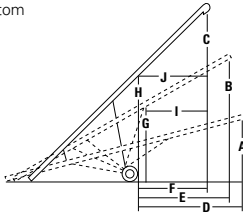
HX16

	16-85	16-105	16-125
TUBING GAUGE	12 GA		
TUBE CONNECTORS	¼" (0.6cm) Angle Flange		
MAIN FLIGHTING	15" (38.1cm) x ¼" (0.6cm) Stretched & Welded (Extended Wear at Critical Transfer Points)		
FLIGHTING SHAFT	3.5" (8.9cm) x 11 GA Tubing; Square Flight Connector		
UPPER BEARING	2" (5.1cm) Pillow Block Greaseable Ball Bearings		
SPEED REDUCER GEARBOX	Enclosed, Cast Casing, 1000 RPM Reducing Gearbox (540 RPM) with Reversing Capability		
TUBE TRUSSING	3.5" (8.9cm) x 11 GA Tubing; ½" (1.3cm) Cable Stays		
HYDRAULIC LIFT	3 x 4" (10.2cm) Bore Cylinders; ⅜" (9.7cm) Aircraft Cable	2 x 6.5" (16.5cm) Bore Cylinders; ½" (1.3cm) Aircraft Cable	
UNDERCARRIAGE	4" (10.2cm) x 8" (20.3cm) A-Frame with HSS Tubing		
AXLE	4" (10.2cm) x 4" (10.2cm) x ⅜" (0.5cm) Tubing; 4" (10.2cm) x 4" (10.2cm) x ¼" (0.6cm) on Extensions		
HUB	8-Bolt Agricultural Type		
TIRES	22.5" (57.2cm) Agricultural Tires		
PTO SHAFT	55E Double CV with 2-Bolt Shear		
PARKING JACK	12,000 LB (5445.1kg)		
LOW PROFILE HOPPER DIMENSIONS	68" Length (172.7cm) x 48" Width (121.9cm) x 11" Height (27.9cm)		
PSI REQUIRED TO RAISE AUGER	1800 PSI (124.1 bar)	1700 PSI (117.2 bar)	2000 PSI (137.9 bar)
HP REQUIRED (WITH DRY WHEAT)	175 HP (130.5 kW)	200 HP (149.1 kW)	225 HP (167.8 kW)
WHEEL TREAD	148" (4511cm) - 182" (5547.4cm)		
TRANSPORT HEIGHT (18" HITCH)	14' 5" (4.4m)	13' 8" (4.2m)	15' (4.6m)

HEIGHT | REACH | WHEEL | SPECIFICATIONS

	A	B	C	D	E	F	G	H	I	J
	HEIGHT LOWERED	HEIGHT HALFWAY	HEIGHT RAISED	REACH LOWERED	REACH HALFWAY	REACH RAISED	HEIGHT AT LIFTARMS	HEIGHT AT WHEELS	REACH TO LIFTARMS	REACH TO WHEELS
16-85	12' 3" (3.7m)	32' 3" (9.8m)	59' 2" (18m)	45' 6" (13.9m)	43' 3" (13.2m)	35' 7" (10.9m)	20' 5" (6.2m)	26' 3" (8m)	26' 2" (8m)	33' 6" (10.2m)
16-105	10' 7" (3.3m)	41' 9" (12.8m)	75' 6" (23m)	52' 9" (16.1m)	49' 9" (15.2m)	41' 11" (12.5m)	26' 4" (8m)	32' 5" (9.9m)	32' 9" (10m)	41' 7" (12.7m)
16-125	14' (4.27m)	47' 5" (14.48m)	86' (26.21m)	66' 11" (20.4m)	62' 1" (18.92m)	49' 3" (1.25m)	33' 4" (10.16m)	38' 10" (11.84m)	42' 7" (12.98m)	53' 8" (16.36m)

Heights measured from bottom of auger spout to ground.





Hutchinson | Mayrath is an AGI Brand.

AGI is a leading provider of equipment solutions for agriculture bulk commodities including seed, fertilizer, grain, and feed systems with a growing platform in providing equipment and solutions for food processing facilities. AGI has manufacturing facilities in Canada, the United States, the United Kingdom, Brazil, India and Italy and distributes its products globally.



Box 39, 74 Main Street, Rosenort, Manitoba, Canada R0G 1W0
1.855.432.1990 | aggrowth.com/hutchinson

AGGROWTH.COM [aggrowthintl](#)     