

STX² SERIES

TRUCK AUGERS





Built for Durability, Longevity & Capacity

STX² 8 31' - 51' | up to 3,500 BPH

STX² 10 31' - 51' | up to 5,500 BPH

AGI Hutchinson's redesigned truck auger has been engineered to withstand the demands of farming today. The STX² was built for durability, longevity and capacity. With the STX², you'll get the job done fast.

Built for Durability

The STX² features 12-gauge tubing on 10" models, a heavy-duty motor mount designed to handle high horsepower, heavy auger engines, giving you the flexibility to use the engine you want.

Like all AGI Hutchinson augers, the flighting includes Wear Edge Technology™, which provides an extra layer of steel welded to the edge at critical wear points to extend the life of your flighting.

AGI Hutchinson's STX² Auger features a completely enclosed driveline guard providing a cleaner, sleeker look while protecting your auger from the elements. To protect the auger's appearance and repel rust, AGI Hutchinson also uses powder coat paint for a long lasting durable finish.

Heavy-duty hardened steel sprockets and high-speed roller chain are sized to match auger length and diameter, to help your auger perform at its best. A lubricated upper drive extends the life of sprockets and drive chain.

The 10" models use square, one-bolt flight connections to ensure the flighting maintains proper alignment for smooth operation.

Designed for High Capacity

The STX² uses double banded belts that are molded together as one to transfer maximum power from the engine to the gearboxes to maintain consistent speed when the auger is running. To ensure optimal performance is achieved with longer units, the 10" in 46' and 51' lengths use triple banded belts.

Developed for Ease-of-Use

AGI Hutchinson's STX² is designed with end users in mind. The self-leveling motor maintains proper tension at all heights, so there is no need to reset the belt tension once the auger is raised into position to provide better traction. Less slippage means you can get the job done faster. The electric clutch with remote allows you to start and stop the auger without shutting down the gas engine drives.

AGI Hutchinson has redesigned their mover kit to make set up as easy as possible. A breeze to move around the yard thanks to it's joystick steering, the Self-Propelled (SP) kit also automatically adjusts the intake height when auger discharge is raised or lowered.

Low Maintenance

The drive shaft bearings are constructed of durable, oil impregnated hardwood for long, quiet operation and can be easily replaced if needed without disassembling the drive shaft. The bearing brackets are factory jig welded to ensure precise alignment. The chain tensioner on the top drive can be easily adjusted and provides consistent chain drive tension, helping to prolong the life of the chain.

Convenient – Easy to Transport

The STX² features a quick detach tow hitch that can be stored on the auger so it's ready to go when you need it. Moving around the yard is even easier with the optional Self-Propelled mover kit, or standard mover kit.

Warranty


AGI Hutchinson is committed to providing quality products. To ensure your STX² is ready when you need it, AGI Hutchinson offers a two year limited warranty.



Geometry




Wear Edge Technology™



Square One-Bolt Connection



Banded Belts




Steel Sprockets

OPTIONS & ACCESSORIES



Self-Propelled Heavy-Duty Mover

This Self-Propelled (SP) heavy-duty mover kit features all-wheel drive, hydraulic steering, and rugged all-terrain tires capable of handling tough terrain and yards. This narrow, more compact design allows better access to larger diameter hopper bins and offers drive controls situated closer to the motor to further increase reach under large hoppers. This new mover kit allows for a much sharper turning radius for quicker and easier repositioning. Hydraulic steering comes standard.



Electric Clutch with Remote Control

The electric clutch with remote control starts and stops the auger without shutting down the gas engine drives and is easy to install.



Reversing Gearbox

The reversing gearbox allows the auger to be reversed at all angles and includes the linkage and lockout for easy clean-out.

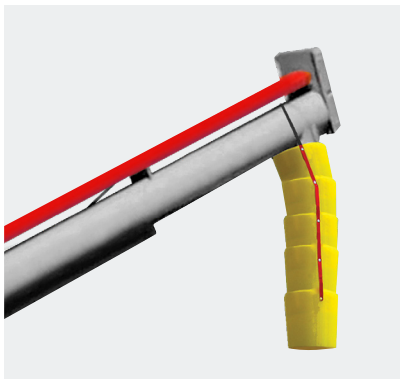
Steel Hydraulic Lines

Steel hydraulic lines with ORB fittings on the cylinder create a cleaner look and reduces risk of leakage.




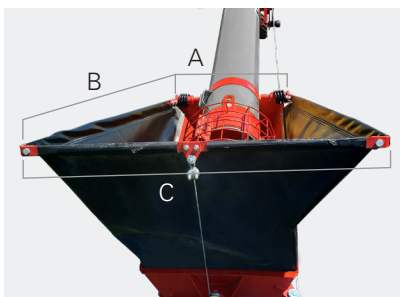
Poly Hoppers

Poly hoppers are durable and flexible providing easy grain handling with minimum spillage. Two sizes available: regular poly hopper for 8" augers and a larger "V" hoppers for 10" augers.



Poly Flex Spout


The durable poly flex spout features a five-section flex bucket designed to withstand the elements. Poly spouts help direct grain and prevent spillage so nothing is wasted.



Bin Hopper Dimensions: 36" Long x 36" Wide

Steel Intake Hopper

The steel intake hopper is self-leveling and has a tapered transition that works with the flighting to direct the flow of grain from the hopper into the auger. The steel intake hopper has a removable access plate for easy cleanout and the flighting features Wear Edge Technology™. The steel intake hopper comes complete with a tow hitch. An optional wheel kit is available and allows the height to be adjusted for positioning.



LED Working Lights

LED working lights are mounted to the auger to provide extra lighting in low-light situations, allowing you to work longer when needed.



Enclosed Collapsible Hopper

The new enclosed collapsible hopper is a cost effective option that delivers ease of use and maximized efficiency. The hopper mounts over your existing intake cage and releases with the removal of two hitch pins. A removable access door makes for easy cleanout. Comes complete with tow hitch.

Enclosed Collapsible Hopper Specifications

	8"	10"
A	16"	18.5"
B	36.5"	36.5"
C	33"	35.5"

	8"	10"
COLLAPSED HEIGHT	8"	9.5"
TOTAL HEIGHT	26.5"	27.5"

STX²

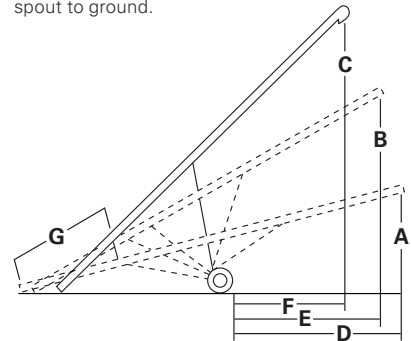
	8-31	8-36	8-41	8-46	8-51	10-31	10-36	10-41	10-46	10-51
TUBING GAUGE	14 GA					12 GA				
TUBE CONNECTORS	Heavy-duty 3/16" Angle Flange									
MAIN FLIGHTING	7" OD x 10 GA Stretched + Welded					9" OD x 7 GA Stretched + Welded				
INTAKE FLIGHTING	10 GA Welded with Wear Edge Technology™ Lower Pitch for High Capacity									
FLIGHTING SHAFT	High Strength 1.66" OD x 11 GA Tubing					High Strength 2" OD x 11 GA Tubing				
DRIVE SHAFT	1¼" OD x 11 GA Tubing									
DRIVE SHAFT BEARINGS	1¼" Oil Impregnated Hardwood Bearings									
TUBE TRUSSING	N/A	N/A	N/A	5/16" Aircraft Cable	5/16" Aircraft Galv. Steel Cable	N/A	N/A	N/A	N/A	5/16" Aircraft Cable
TRACK	High Yield 11 GA Roll Formed									
TRACKSHOE	2 ¾" Steel Roller									
UNDERCARRIAGE	2 ½" Square Tubing (Upper), 3" Square Tubing (Lower)			3" Square Tubing		2 ½" Square Tubing (Upper), 3" Square Tubing (Lower)			3" Square Tubing	
AXLE	2 ½" Square Tubing									
HUBS & WHEELS	4 Bolt Agricultural Type Hubs, 15" Wheel									
TIRES	15" Agricultural Tires									
LIFT CABLE	¼" Aircraft Type Galvanized Steel Cable									
TOP DRIVE	#80 Roller Chain & Hardened Steel Sprockets									
TOP DRIVE BEARINGS	1¼" Cast Flange									
WINCH	Reduction Geared with Automotive Brake									
GEARBOX	Formed Steel Gears with Tapered Roller Bearings									
WHEEL TREAD	96"									
GAS HORSEPOWER	16	16 - 18	18 - 20	22 - 25	25 - 30	25	25 - 30	30 - 35	35 - 38	35 - 38
ELECTRIC HORSEPOWER	5	5 - 7 ½	5 - 7 ½	7 ½	10 - 15	10 - 15	15	15	15	15

DISCLAIMER: The STX2 series auger was proudly designed to handle dry, free-flowing grains up to a maximum density of 65 lb/bu (52 lb/cf). Any usage of this auger outside of this is not authorized by AGI

HEIGHT | REACH | WHEEL | SPECIFICATIONS

	A	B	C	D	E	F	G
8-31	8' 6"	13' 6"	18' 10"	12' 6"	12' 2"	11' 7"	8' 5"
8-36	9'	15' 8"	22' 1"	14' 6"	14' 1"	13' 2"	10'
8-41	8' 4"	16' 4"	24' 6"	16' 9"	16' 5"	15' 9"	12' 1"
8-46	10'	17'	26' 1"	18' 6"	18' 4"	17' 3"	14' 10"
8-51	10' 6"	19' 9"	29'	19' 3"	18' 7"	17' 7"	16' 1"
10-31	8' 6"	13' 6"	18' 10"	12' 6"	12' 2"	11' 7"	8' 7"
10-36	9'	15' 8"	22' 1"	14' 6"	14' 1"	13' 2"	10' 2"
10-41	8' 4"	16' 4"	24' 6"	16' 9"	16' 5"	15' 9"	12' 3"
10-46	10'	17'	26' 1"	18' 6"	18' 4"	17' 3"	14' 11"
10-51	10' 6"	19' 9"	29'	19' 3"	18' 7"	17' 7"	16' 3"

Heights measured from bottom of auger spout to ground.







HUTCHINSON is an AGI Brand.

AGI is a leading provider of equipment solutions for agriculture bulk commodities including seed, fertilizer, grain, and feed systems with a growing platform in providing equipment and solutions for food processing facilities. AGI has manufacturing facilities in Canada, the United States, the United Kingdom, Brazil, India and Italy and distributes its products globally.

AGI  HUTCHINSON

Box 39, 74 Main Street, Rosenort, Manitoba, Canada R0G 1W0
1.855.432.1990 | aggrowth.com/hutchinson

AGGROWTH.COM [aggrowthintl](#) [YouTube](#) [Twitter](#) [LinkedIn](#) [Facebook](#) [Instagram](#)