




## SKIOLD TRANSPORK®



SKIOLD MAKES THE DIFFERENCE!



### SKIOLD TRANSPORK® COMPLETE DRY FEEDING

2 sizes: 50.8 and 63.5 mm



Capacity from 400 – 2100 kg/h

Solid system with long lifetime



**CENTRALSILO**  
systems Ltd





## Drive Unit and Hopper

### Drive Unit

The TransPork® drive wheel has a wide diameter, securing a safe gear and minimum bending of the cable. The drive wheel has a rubber suspension, which reduces kick-load when starting up. The drive unit is reversible and the pulling direction can be adapted to the housing conditions. The drive unit can be installed on the floor or mounted on a wall. The drive unit is equipped with an integrated console, which prevents cable breakage in case of overloading by foreign bodies. Furthermore, the drive unit is equipped with a switch, which automatically stops the plant if the cable gets too loose. An outside indicator shows, when the cable needs tightening and when a possible shortening is necessary.



### Hopper

The SKIOLD hopper is simple in design with a stainless cabinet for outdoor as well as indoor mounting. The hopper can be placed free standing on the floor or suspended under a silo. The inlet is adapted for standard hoppers, but is also available with special connections. The feed quantity is easy to adjust without using tools, and the proportioning can be checked through the inspection glass. The cabinet of the hopper is self-emptying, which reduces build-up of stale feed. A safety coupling prevents damage to the equipment from foreign bodies at the proportioning auger. A stone trap as an auxiliary accessory can be mounted on the hopper for separating foreign bodies from the feed. The hopper is available in a motorized and cable-driven version for TransPork® 50.8 mm and in motorized version for TransPork® 63.5 mm. The motorized versions reduce the load on the cable and also permit control of the filling of the plant.



### Cable

The cable has been treated with a strong rubber alloy between the discs. This coating ensures that the oil does not dry out. Therefore, it is kept strong and supple so it is not worn out by the system's corners and drive unit, as happens in rival systems. Furthermore, the coating prevents possible splinters of frayed cable from entering the feed. Unlike traditional cable drive systems, the TransPork® drive wheel ensures that the pulling force is constantly directed through the centre of the discs. This reduces wear on both cable and discs.




### Cable Connector

The flexible cable connector avoids overload at the connection joint when passing through corners and drive wheel. The cable connector has been especially hardened, and its flexibility extends the lifetime of the cable.

### Corners

The TransPork® corners are cast of hardwearing plastic and can be positioned horizontally, vertically or at an incline. Each heavy-duty inner wheel is fitted with dustproof ball bearings. Further protection against damp and feed penetration is provided by the two outer casing parts, which are bolted together with stainless bolts to ensure a dustproof seal.



## SKIOLD TransPork® Control Panels & Volume Dispensers

The Control Panels for TransPork® consists of 3 basic units, which can be combined and extended with a series of modules – a flexible program of control units to be tailored individually and thus meet the demands from each farmer. All 3 controls have an alarm for motor overload protection and wrong cable tension with the emphasis on simple and user friendly front panel.

### TRANSPORK 0 M

TransPork 0 M is a simple panel to control all sorts of ad-lib systems as well as dispenser systems with a manual release. Combining this panel with a motorized hopper, it can almost empty the feed circuit by means of a double-sensor-system (two completion detectors) and thus avoid starting up the system with full contents of feed.

### TRANSPORK 1 & 2

TransPork 1 can be connected to an inductive sensor for extra safety when using the motorized hopper. The front panel gives following individual alarms:

- thermal disconnection of drive unit or hopper
- power failure during feed transport
- wrong cable-tension
- rotation control recording deviating cable-speed
- exceeding of pre-set maximum operation time

TransPork 2 is able to control systems with automatic feed release functions. It also comes with a built-in fully automatic "Flow Time Control" being very suitable for systems with dispensers or alternative systems where the feeding requirements have only small deviations in the feed consumption from time to time. The Flow Time Control function means that the electronic control will keep a record of the time taken for each feeding. Through the completion detector, the system will learn the required feed quantity, and disconnect the motorized hopper in time to avoid filling of the feed circuit before the next feeding. This reduces load and wear to the system, and an extra completion detector can be saved.

### Volume Dispensers

The construction of SKIOLD volume dispenser is very stable, as the pipe and the slide rail are cast in one piece of durable plastic. The volume dispenser is easy to clean; you take the wire off the release lever and then the feed dispenser is easily "snapped off" the plastic pipe, and thus there is easy access to internal cleaning and inspection of the dispenser. Adjustment of the feed amount takes place by means of a telescopic pipe operated from the outside of the dispenser. The feed quantity can also be remote operated from the inspection path in the housing. The asymmetric bottom hopper ensures that the feed does not accumulate and also it makes it possible to mount the dispensers for feeding in double rows. The dispenser is equipped with a throttle, which facilitates shutting off feed to empty pens. The volume dispenser has a bottom flap lock, which makes it possible to turn off dispensing without dismantling the release wire. The dispenser is prepared for trickle feeding and phase feeding.




# Phase Feeding

## Why Phase Feeding?

The demands for protection of our environment will in the future be directed towards many trades – agriculture too will be met with new demands. A reduction of the discharge of Nitrogen and Phosphorus from livestock manure is already a subject brought into focus in several European countries. If the slurry content of N and P can be controlled via the feeding, you can produce more pigs in the same area. The effect of this will be a better total economy for the farm together with a better protection of the environment. The reduction of Nitrogen and Phosphorus in the slurry is achieved by adapting the feed to the need of the pigs during the growing period. This will demand feeding with two or more mixtures from placing weaners in the rearing pen up till reach of slaughter weight. In practice this can be achieved by mounting more feeding systems in the same stable or by moving the pigs into separate stables during the growing period. Both solutions are expensive and unpractical. Now SKIOLD has come up with the optimum solution.

## Phase Feeding

With TransPork Phase 3 you can feed up to three mixtures down the same pipeline. The third mixture can be a mix of the first two, the composition of which is automatically taken care of by the installation controller, or it can be a separate finished mixture. Between the fillings of the feed dispensers with the various mixtures, the pipeline is emptied. In this way no mixing will take place in the system. The system is controlled by a TransPork Phase 3 controller, which ensures that the system covers all necessary functions in modern pig production.



### Overflow Hoppers

Before starting a new filling the remaining feed left in the system can be emptied from the pipeline back into a small overflow hopper. A 24V automatic valve controls the opening- and closing function of the overflow tank. Each time the system starts; the overflow hopper will be emptied first before feed is taken from the silo.



### Phase Feeding Slide

The feed outlet is equipped with a long slide made of stainless steel. The slide is adjustable in 3 positions depending on type of feed to be dispensed to the pen in question. A label on the feed pipe clearly indicates the selected type of feed.



### TransPork® Control Phase 3

The computer in the system's control monitors all functions and all programming is handled from here. It is possible to enter 40 starting times. Information, alarms and operation interruptions can be read in the display. The control, which is logic and user friendly, observes the strict EU-demands.



### Change of Feed

A motor ensures to position the shutter for the correct feed mixture.